

My Growing Brain: Emotional Wellbeing Y7 and 8 Knowledge Organiser

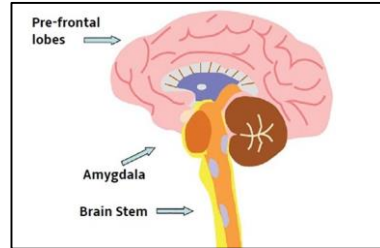
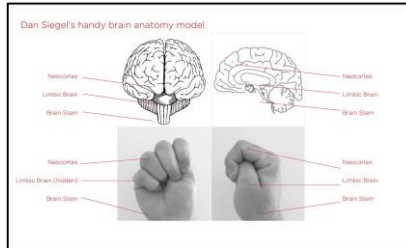
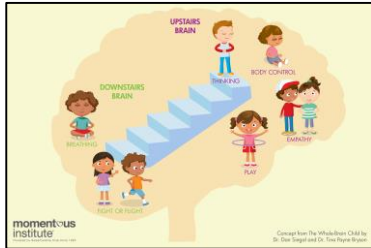
FIVE WAYS TO WELLBEING

Know the five; know what they mean; give examples



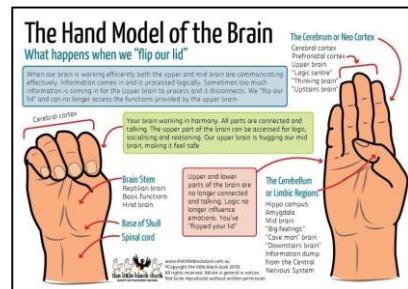
BRAIN STRUCTURE

Be able to use the hand model and the upstairs/downstairs model to explain the brain. Know the term amygdala.



WHEN OUR BODY PERCEIVES A THREAT

1. The amygdala floods our body with the hormones adrenaline and cortisol
2. This prompts us to either FIGHT, FLIGHT or FREEZE
3. Our heart rate and blood pressure increase
4. Our skin pales or flushes
5. Our ability to feel pain decreases
6. Our pupils dilate
7. Our memory might be affected
8. We might be trembling
9. Sometimes people lose control of their bladder!

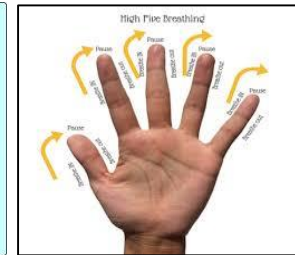
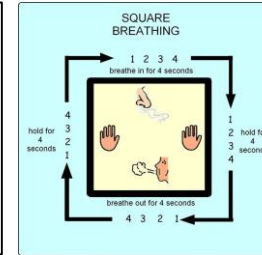


GROUNDING




BREATHING

4, 5, 6 breathing
Breathe in for 4, hold for 5, breathe out for 6. Repeat as long as you need to.



WHAT TO DO WHEN YOU WORRY TOO MUCH

- Stop your worries growing by paying less attention to them
- Fight your thoughts with logical answers
- Use planned worry time
- Imagine and deal with a worry monster
- Re-set your system with exercise
- Re-set your system with relaxation techniques



WHERE TO SEEK SUPPORT IF YOU NEED IT

- Shelf help books in the library or public library
- Parent or other adult at home
- Friends
- Older student
- Tutor or achievement leader
- Learning mentor
- Wellbeing team (Miss Neal, Mrs Freds, Mrs Dobell, Mrs Crissall, Mrs Horne)
- Mrs Whitcombe or another member of the leadership team
- School nurse drop in
- School nurse referral
- Kooth
- Emotional wellbeing hub
- Dr Hope
- Samaritans

HOW TO HELP YOUR BRAIN LEARN

1. Challenge your brain
2. Be curious and imaginative
3. Deal with stress or anxiety first
4. Drink plenty of water
5. Eat a healthy diet
6. Get enough sleep
7. Take plenty of physical exercise
8. Break your learning into chunks
9. Take brain breaks regularly