



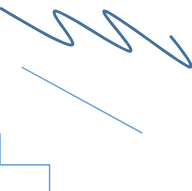


Key points to learn – Choreography

Choreography	The moves that make up the dance
1. Levels 	Different heights you can dance at
2. Directions	Different ways you can face or dance too 
3. Canon	Dancing a move or phrase one after each other
4. Retrograde	Perform a move or motif in reverse
5. Unison	Doing the same thing at the same time, the same way as the rest of the group
6. Action / reaction	One person or group performs, and the second person or group performs in response to the first.
7. Stylistic qualities	How similar your performance is to the characteristics of the style
8. Stimulus 	Inspiration for an idea or movement phrase
9. Highlights	Moments that stand out in the choreography
10. Relationships	Relationship to others (mirror image, asymmetry, canon, unison, contact, lead and follow, action/reaction)

Key points to learn – Technical skills

11. Actions	The moves the dancer does (turn, roll, jump, gesture, stretch, fall, leap, lift, stillness) 
12. Gesture	An action that has meaning and represents a theme, character or idea
13. Dynamics 	The quality, timing and weight of a move (fast, slow, sudden, aggressive, jagged, accelerated, strong, sustained, floppy, flowing, direct, indirect)
14. Formation xxx xx x x x x x xx	Where you stand in comparison to others – the shapes and patterns created in the space
15. Accuracy of actions	How similar the moves are to the technical instructions, how precise you are
16. Space	The amount of space you use in performance, personal space, stage space and spatial awareness of others
19. Facial expressions	A form of nonverbal communication using the face that helps the audience connect with the music, theme, narrative, character or style of dance
18. Good timing	Being on time to the music and others

Yr7 Dance Rotation Knowledge Organiser

Name.....

Choreographic skills



Notes

There are lots of ways to create new choreography or adapt existing phrases. Add in changes of direction, levels and dynamics to your performance to make it more enjoyable and interesting to watch. Choreography is best when it is exciting, original and shows clear development.

Go Beyond

Practice your learning at home